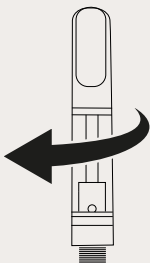


# zone™ OPTO

## AlignRite™

ALIGNS YOUR CARTRIDGE WITHOUT TROUBLESOME MAGNETIC CONNECTORS

Insert 510 Cartridge and gently Tighten clockwise. Back off counter-clockwise to align cartridge



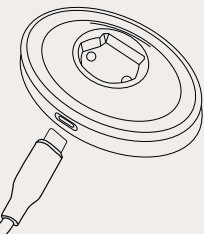
POWER MODE

PUFFS REMAINING

PUFF COUNTER

CONTROL KEY WITH COLOR INDICATOR

Use supplied USB C cable to charge OPTO via the charge port, Alternatively connect the USB cable to the table base and insert OPTO into the table base to charge



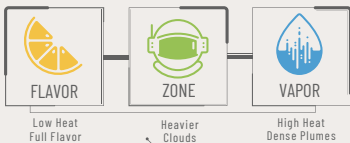
# zone™ OPTO

USE MULTIPLE PRESSES OF THE CONTROL KEY TO ACCESS OPTO'S UNIQUE FEATURES



Power on / Power Off	5 presses
Preheat Function	3 presses
Change Power Mode	2 presses
Reset Puff counter	Press & Hold

OPTO will automatically power off after 30 minutes of inactivity.



**TO PREHEAT YOUR CARTRIDGE, PRESS THE CONTROL KEY TWICE.**

OPTO will run a 6 second preheat cycle, except in cold conditions (below 40°F/5°C) when preheat will be 12 seconds.

To stop preheat, press the control key twice.

## PROTECTIVE CART COVER™

Clear polycarbonate

Enhanced protection

Multi-Use Reversible



## REVOLUTIONARY DESIGN



zonevapor.com